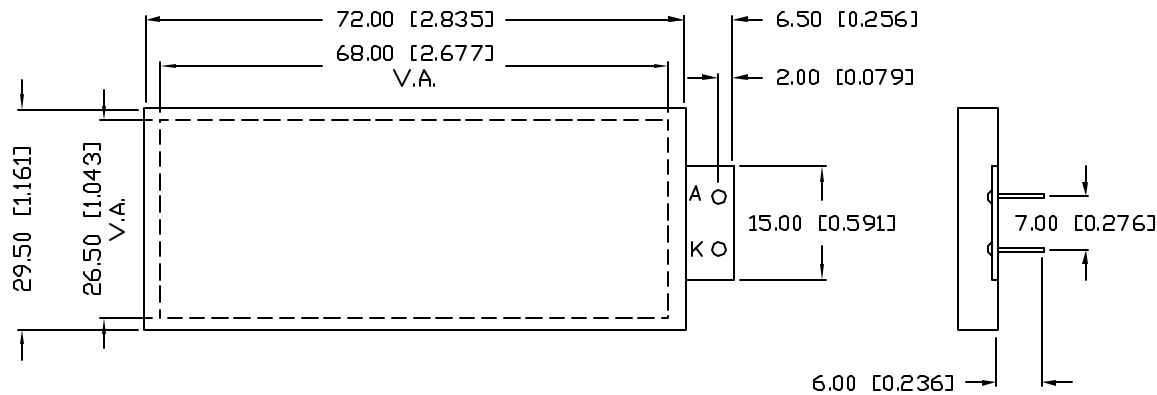


UNCONTROLLED DOCUMENT

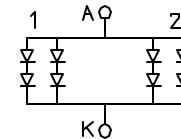
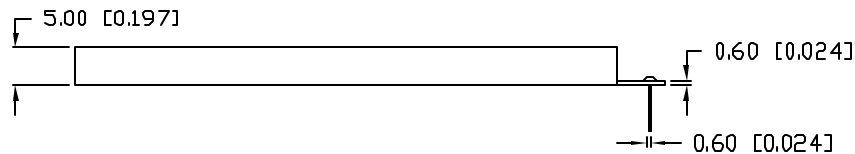
PART NUMBER
SSB-COB6827GW

REV.



ELECTRO-OPTICAL CHARACTERISTICS $T_A=25^{\circ}\text{C}$ PER MODULE					$I_f=220\text{mA}$
PARAMETER	MIN	TYP	MAX	UNITS	TEST COND
PEAK WAVELENGTH		565		nm	
FORWARD VOLTAGE		4.2	4.5	V_f	
REVERSE VOLTAGE	8			V_r	$I_r=2.2\text{mA}$
LUMINOUS INTENSITY		250		cd/m^2	$I_f=220\text{mA}$
EMITTED COLOR:	GREEN				
REFLECTOR FINISH:	WHITE				

LIMITS OF SAFE OPERATION AT 25°C PER MODULE		
PARAMETER	MAX	UNITS
STEADY CURRENT	550	mA
POWER DISSIPATION	2.53	W
DERATE FROM 25°C , PER DIE	-1.2	$\text{mW}/^{\circ}\text{C}$
OPERATING, STORAGE TEMP.	-40 TO +85	$^{\circ}\text{C}$
SOLDERING TEMP.	+260	$^{\circ}\text{C}$
2.0mm FROM BODY		3 SEC. MAX



2 CHIPS IN SERIES
22 PARALLEL BRANCHES

UNCONTROLLED DOCUMENT

*UNLESS OTHERWISE SPECIFIED TOLERANCES PER DECIMAL PRECISION ARE: X=±1 (±0.039), XX=±0.5 (±0.020), XXX=±0.25 (±0.010), XXXX=±0.127 (±0.005). LEAD SIZE=±0.05 (±0.002), LEAD LENGTH=±0.75 (±0.030). MIN= +DECIMAL PRECISION -0.00 MAX= +0.00 -DECIMAL PRECISION

REV.

PART NUMBER

SSB-COB6827GW

68mm x 27mm VIEW AREA, CHIPS ON BOARD LED BACKLIGHT,
565 GREEN, 44 CHIPS, 4.2V @ 220mA

CONFIDENTIAL INFORMATION

THE INFORMATION CONTAINED IN THIS DOCUMENT IS THE PROPERTY OF LUMEX INC. EXCEPT AS SPECIFICALLY AUTHORIZED IN WRITING BY LUMEX INC., THE HOLDER OF THIS DOCUMENT SHALL KEEP ALL INFORMATION CONTAINED HEREIN CONFIDENTIAL AND SHALL PROTECT SAME IN WHOLE OR IN PART FROM DISCLOSURE AND DISSEMINATION TO ALL THIRD PARTIES.

RELIABILITY NOTE

OUR MANY YEARS OF EXPERIENCE DATA ACCUMULATION INDICATE THAT SOLDER HEAT IS A MAJOR CAUSE OF EARLY AND FUTURE FAILURE. PLEASE PAY ATTENTION TO YOUR SOLDERING PROCESS.



290 E. HELEN ROAD
PALATINE, IL 60067-6976
PHONE: +1.847.359.2790
US WEB: www.lumex.com
TW WEB: www.lumex.com.tw

DRAWN BY:

JD

CHECKED BY:

APPROVED BY:

DATE: 7.29.04

PAGE: 1 OF 1

SCALE: N/A